

HEALTHCARE SUPPORT WORKER


LEVEL 2 HEALTHCARE SUPPORT WORKER




HEALTH AND
SCIENCE ROUTE




DURATION:
12-18
MONTHS




1 HCSWS WORK IN A RANGE OF HEALTHCARE SETTINGS IN HEALTH AND SOCIAL CARE



2 WORK AS PART OF A TEAM PROVIDING HIGH QUALITY AND COMPASSIONATE CARE TO INDIVIDUALS.



3 CARRY OUT WELL-DEFINED ROUTINE CLINICAL DUTIES LIKE MONITORING AN INDIVIDUAL'S CONDITIONS (BP, TEMPERATURE, WEIGHT ETC.)



TO FIND OUT MORE, DOWNLOAD THE STANDARD AND END POINT ASSESSMENT PLAN USING THE URL BELOW

[HTTPS://HASO.SKILLSFORHEALTH.ORG.UK/STANDARDS/#STANDARD-395](https://haso.skillsforhealth.org.uk/standards/#standard-395)